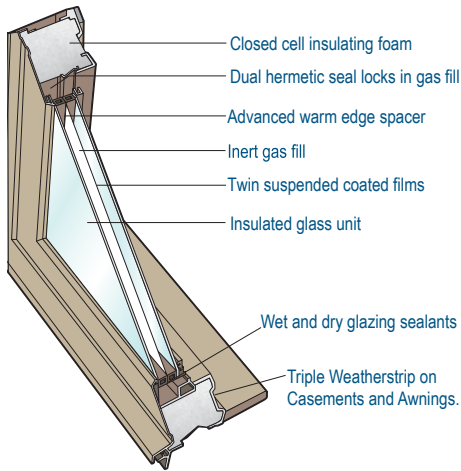




## Technical Specifications



A unique combination of 9 key technologies including a fully-insulated fiberglass frame, suspended film, and gas-filled cavities maximize performance.

## 925 Series Full Frame NFRC Thermal Performance:

Styles	Alpenglass 9L					Alpenglass 9H				
	U-Factor	R-Value	SHGC	VT	CRF	U-Factor	R-Value	SHGC	VT	CRF
Picture Window LP	0.12	8.3	0.28	0.44	73	0.12	8.3	0.41	0.55	72
Picture Window HP	0.11	9.1	0.25	0.39	73	0.12	8.3	0.37	0.49	72
Casement	0.15	6.7	0.22	0.34	74	0.16	6.3	0.32	0.43	74
Awning	0.15	6.7	0.22	0.34	75	0.16	6.3	0.32	0.43	74
Sliding Patio Door	0.14	7.1	0.24	0.37	66	0.15	6.7	0.35	0.47	66

Effective with all shipments on or after December 1, 2013

**Alpenglass 9L** utilizes low-e coated glass and twin suspended films, inert-gas filled cavities and warm-edge spacer technology to maximize insulation and significantly reduce solar gain

**Alpenglass 9H** offering superior insulation and high solar heat gain, 9H glazing utilizes low-e coated glass and twin suspended films, krypton gas-filled cavities and warm-edge spacers

## Window Styles



**Exterior Trim Accessories:** Nailing Fin, Aluminum Brick Mould, Aluminum Brick Mould with Nail Fin

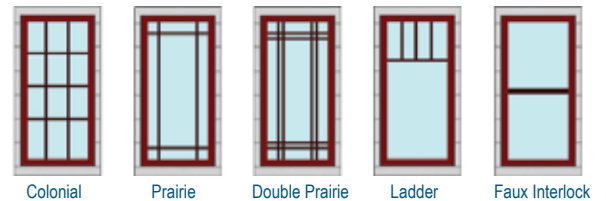
**Interior Trim Accessories:** Jamb Extensions: 4-9/16", 6-9/16"; Pine and Oak

## Simulated Divided Lights

925 Series Windows offer interior and exterior-applied Simulated Divided Lite (SDL) options\* in a range of colors and patterns.

**Interior (wood or composite)**  
Interior grille matches interior paint and color.  
For windows with interior wood veneer, grille is ready to stain.

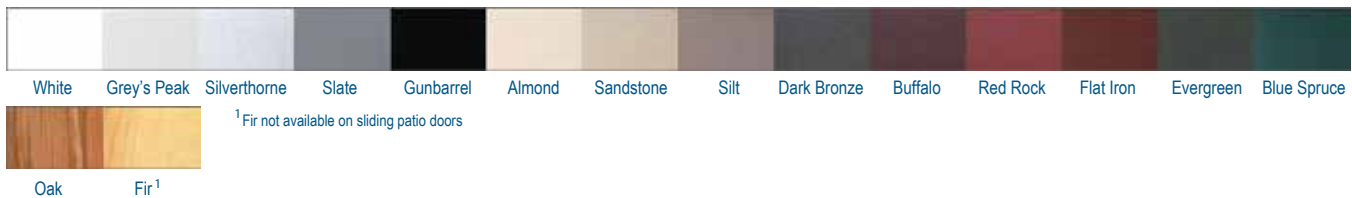
**Exterior (aluminum)**  
Exterior grille matches exterior paint color



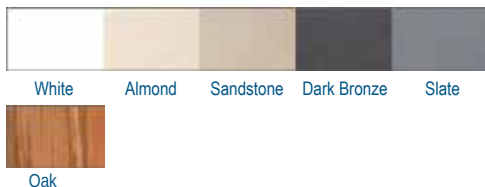
\*Custom grille designs available

## Paint and Finish Options

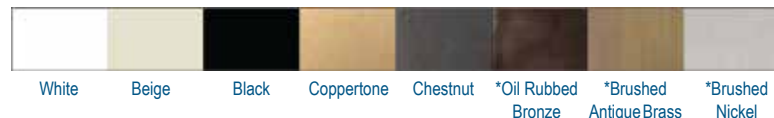
### Picture Windows, Casements, Awnings and Sliding Patio Doors



### Single Hung, Double Hung and Sliding Window



### Hardware



\* Decorative metal hardware available as upgrade option, additional costs may apply

