



Zenith Series ZR-9 / 925



Zenith Series ZR-9 / 925 Windows and Doors


The Alpen ZR-9 Series provides some of our highest performing fiberglass windows and doors. Quadruple-pane glazing in foam-filled fiberglass frames maximizes insulating power to create comfortable, super-efficient homes in all climates, including both the hottest deserts and coldest Arctic conditions. With high quality craftsmanship and premium finishes Alpen's ZR-9 Series delivers beauty, comfort and style that satisfies even the most discerning designers.

Benefits:

- NFRC whole-window ratings up to R-9.1 (U-0.14)
- Center-of-glass R-values up to R-14.3 (U-0.07)
- AAMA certified performances for Residential, Commercial, Multifamily and Industrial use
- Maintains interior glass temperatures above 64°F on 0°F NFRC "Winter" day
- Twin-film/quad-pane, multi-low-e glazing technology provides industry-leading performance in multiple solar gain and solar control configurations
- Fiberglass frames maintain long lifespan even when exposed to extreme temperature swings
- Multiple Options with PHIUS Certified Window Performance Data for Passive House



TECHNICAL SPECIFICATIONS



Zenith Series ZR-9 / 925 Full Frame NFRC Thermal Performance:

Styles	Alpenglass <i>Balanced-9</i>				Alpenglass <i>SolarControl-9</i>				Alpenglass <i>HighGain-9</i>			
	U-factor	R-value	SHGC	VT	U-factor	R-value	SHGC	VT	U-factor	R-value	SHGC	VT
Fixed Low Profile	0.11	9.1	0.27	0.44	0.12	8.3	0.20	0.45	0.12	8.3	0.41	0.55
Fixed High Profile	0.11	9.1	0.25	0.39	0.12	8.3	0.18	0.40	0.12	8.3	0.37	0.49
Casement	0.15	6.7	0.22	0.33	0.15	6.7	0.16	0.35	0.16	6.3	0.32	0.42
Awning	0.15	6.7	0.22	0.34	0.15	6.7	0.16	0.35	0.16	6.3	0.32	0.42
Sliding Glass Door	0.16	6.3	0.24	0.38	0.16	6.3	0.17	0.39	0.16	6.3	0.34	0.48


DESIGNING WITH ALPENGLASS:

Alpenglass <i>Balanced</i>	Our lowest full-window U-factor in this series, <i>Balanced-9</i> is suitable for all elevations of high performance homes and all climate zones, even Very Cold and Arctic regions
Alpenglass <i>SolarControl</i>	R-12 center of glass plus extra solar control insulates and protects to create stable indoor comfort, ideal for West- and South-facing windows in most moderate and cold climates
Alpenglass <i>HighGain</i>	Low U-factor and high SHGC provides insulation and passive solar gain without diminishing quality or quantity of natural light, ideal for South- and North-facing windows in Cold climates

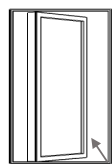
WINDOW TYPES



Fixed Low Profile
Up to 70" x 70"




Fixed High Profile
Up to 70" x 70"



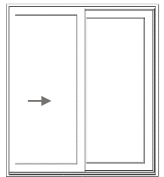
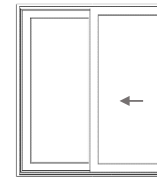
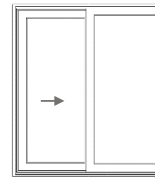
Casement
Up to 36" x 72"



Awning
Up to 60" x 36"



Radius & Shapes
Custom Sizes



Sliding Patio Doors
2-, 3- and 4-panel options up to 16' x 8' overall

Exterior Trim Accessories: Nailing Fin, Aluminum Brickmold, 3-1/4" and 2-5/8" Frame Extenders

Interior Trim Accessories: Jamb Extensions: 4-9/16", 6-9/16", Pine, Oak and Fir

SIMULATED DIVIDED LIGHTS

ZR-9 / 925 Series windows offer interior and exterior-applied Simulated Divided Light (SDL) Grids in classic styles and custom patterns.

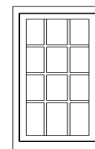
Interior (Wood)

Interior grille matches interior paint and color. For windows with interior wood veneer, grille arrives unfinished, ready to stain.

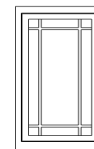
Exterior (Aluminum)

Exterior grille matches exterior paint color.

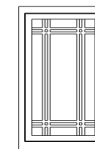
Contoured Grid Profile Widths: 7/8", 1-1/4" and 2"



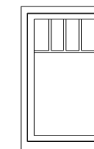
Colonial



Prairie



Double Prairie



Ladder




Faux Interlock

PAINT AND FINISH OPTIONS

Standard Colors: Casement, Awning, Picture Windows and Sliding Patio Doors



Real Wood Interiors:



Hardware:



*Vertical Grain Fir not available on sliding windows or doors

1 Decorative metal upgrades are real metals with "living" finish, patina may change with age

