

UltimateAir Recommended Ventilation Ducting Kit
for the **200DX** ERV



Adjustable Vents 4" Qty 9



Wye Connector 8x6x6 inch Qty 2
6x4x4 inch Qty 4
4x4x4 inch Qty 1



Flexible Duct, Gray 4"X 50'
6"X 25'
8"X 25'



Insulated Flexible Air Duct
R4.2, Silver 8"X 25'



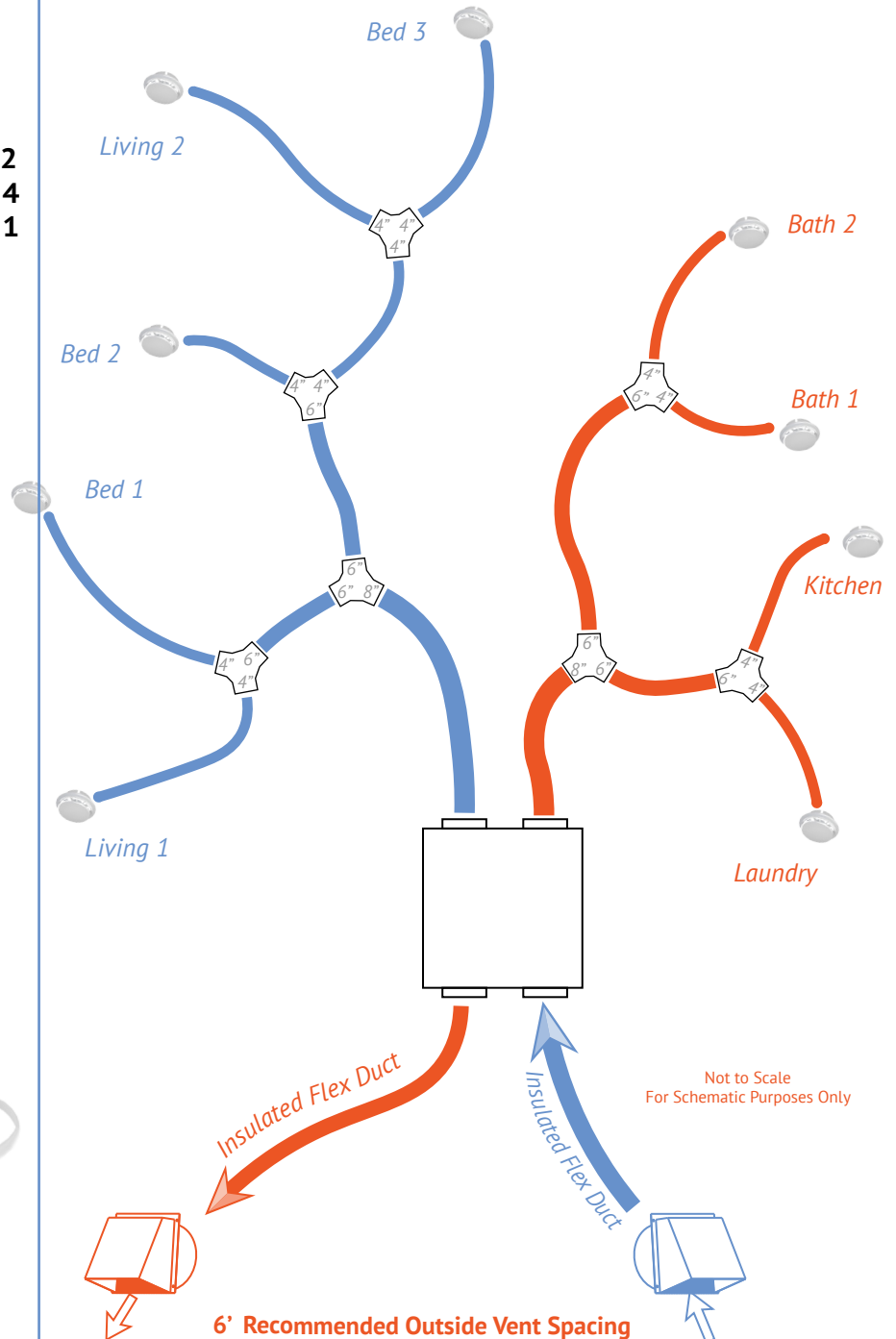
Exterior Hood Kit 8" Qty 2




Tie Wraps Qty 10



Mastic Tape Qty 3







1. Peel & Place Starter Collar on Ventilation unit & Secure to unit with Tek Screws



2. Add 8" - 6" Reducer & Secure with Tek Screws



3. Tape Inner Duct



4. Tie Insulated Sleeve to Collar

